

HOME

LEARNING

Tips for Parents & Carers



The government's advice is that schools will be open only for children of key workers, students in receipt of free schools meals and vulnerable students. However, if there are parents or older siblings at home who can provide care for students then this is the safest option and students should remain at home.

We will be open from 8.30 to 3.10pm each day to support these students and families and we have staffing in place through next week to ensure this provision operates safely. Food will be available through our usual catering service in the school.

All other children should remain at home please.



HEADTEACHER'S MESSAGE

Corona-Virus update

From Monday 23rd March we will be open to:

- Children of Key Workers
- Children with an EHC plan
- Children who are in receipt of free school meals (provision will be available for them)
- Any other children who might be vulnerable or need support in some way from the school

Clearly if children in these categories are unwell themselves they **must not** attend and if they are self-isolating because a family member is unwell then they **must not** attend either. There will be members of staff who are fit and well in school each day to meet the needs of these students.

All students in these categories coming to school must attend on our Walthamstow House site (lower site) no matter what yeargroup they are part of. All our provision will be arranged on this site. They will be doing work that has been set for them online by their teachers and must bring any materials that teachers have provided them with.

Students attending school should attend during the normal hours of the school's operation i.e. from 8.30 to 3.10pm and we will be maintaining registers and ensuring they are safe and stay in school during that time. They do not need to come in school uniform.

We do not yet know the detailed plans for awarding grades for GCSE and A level exams, but are promised information on this today I will also provide information about refunds of payments for school trips tomorrow.

If you have any specific concerns please feel free to contact me.

Thank you for your continued support at this time.

Yours sincerely,

Dr Andy Stone
Headteacher



10 TOP TIPS

REMOTE LEARNING FOR PARENTS

Remote learning can be a great way to continue learning outside the classroom, particularly in difficult circumstances. For parents and carers, the idea of remote learning isn't always straightforward and there can be a number of factors they need to consider, especially around ensuring their children feel comfortable and are familiar with the whole concept. That's why we've created this guide to help parents and carers support their child in getting the most out of their remote learning experience.

1) Take an active interest in your child's learning

As a parent or carer, remote learning will be a new concept for your child and there are bound to be a few teething problems to start with. Take an active interest in their learning and help support them whenever they need a helping hand.



2) Monitor your child's communication and online activity

It's important to remind your child that despite being at home, the same level of behaviour and conduct exists as if they were at school. Encourage them to remain polite, remember their manners and not to post or send any negative comments just because they are behind a computer.



3) Establish a daily schedule and routine

Working from home and trying to learn in a more casual setting that children might associate more with play and a degree of freedom might take a bit of getting used to. Try to stick to a daily routine and use the timetable/schedule that schools have sent home to help children keep on top of their daily learning.



4) Encourage screen breaks away from devices

Remote learning will inevitably require more interaction with computers, laptops and tablets. Teachers will invariably advise on screen breaks however it doesn't hurt to keep a check on their time online or encourage them to get some fresh air/exercise.



5) Ensure your learning device is in a public space in the home

It's important to consider where your PC or laptop is placed if live video is being used. Try to keep the background neutral with no personal information visible and move learning devices out of the bedroom as this could be deemed inappropriate.



6) Implement safety controls and privacy restrictions on apps and software

Dependant on how your school implements remote learning, your child may be required to download certain software or apps. Whilst these are likely to be relatively safe to use, like any other new app or platform, parents should still implement safety controls as a precaution.



7) Ensure your child only uses official school communication channels

It's important that all communication with teachers and school staff is directed through approved school channels, whether that be through the school's online portal or the relevant secure messaging site.



8) Familiarise yourself with relevant school policies

Schools should have a policy on remote learning and direction that they can share with parents. Familiarise yourself with this and ensure you know what is expected of teachers and your child during lessons, both online and offline.



9) Maintain feedback with teachers

Engage in communication with teachers where possible and try to feedback progress and development as well as any helpful suggestions around the learning process. Be transparent but remain professional and only use official channels to communicate.



10) Monitor your child's wellbeing and mental health

Remote learning will likely mean that your child won't get the same level of social interaction and might not see their friends for a while. Keep a check on their wellbeing and try to encourage them to get out as much as you can. Whilst learning from home might seem fun and exciting to start with, missing out on seeing their friends everyday might take its toll.



LIVE



AGE RESTRICTION
13+

WHAT IS HOUSEPARTY?

Houseparty is a live streaming app described as a face-to-face social network where people 'drop in' on each other to video chat, leave messages and hang out in groups. The app is available for iOS, Android, macOS and Google Chrome and has tens of millions of users worldwide. It's important to note that children under the age of 13 must have a parent's permission to access the services, however, no proof of age is required to create an account.

HOW DO YOUNG PEOPLE USE IT?

Each time the app is opened, your child will be instantly connected to other users who are also on the app. Users can create group conversations of up to eight people at one time. Each time a person joins, the screen splits to show everyone who is part of the conversation. Your child can add contacts via phone numbers, search for their usernames, and share a link to their profile. They can have as many rooms as they want and move from chat to chat by swiping across the screen. Along with this functionality comes a few associated risks to be aware of...

What parents need to know about HOUSEPARTY

"STRANGER DANGER"

Friends of friends can join conversations on the platform without the need to be connected or known to all the other users in the chat. Houseparty calls this feature 'Stranger Danger'. While it does alert users when individuals they may not know enter their chat room, it also suggests strangers might be a reason for 'party time'. There's also the danger of people attempting to deliberately mislead others by using false names or usernames.

SEXUALISED MESSAGES

People may use live streaming apps such as Houseparty to engage in inappropriate or illegal activities. There have been concerning reports directly linked to Houseparty, including one incident where two Mancunian children aged 11 and 12 were reportedly targeted by men exposing themselves back in 2017. Outside of their close friendship group, it's also important to note that friends of friends can also connect with your child via the app, which may include people with this intention.

CONTENT BEING SHARED

The 'facemall' feature lets users share moments from their Houseparty conversations by recording and sharing 15-second snippets of chats. They also have the option to save these moments to their gallery. For privacy purposes, every member of the group will see a notification if another member is recording - this could be a concern if your child shares something in the live chat they may later regret. Once recorded, they lose control over the video and how it is used. Screenshots of live streams and private messages can also be taken which could be shared widely and embarrass users.

CYBERBULLYING

Cyberbullying is when people use technology to harass, threaten, embarrass, or target another person. Group chats can be used by bullies to make negative or hurtful comments which may cause offence or be harmful to others in the group. Exclusion from friendship groups within the platform may make your child feel sad and left out/socially excluded.

OVERSHARING PERSONAL INFORMATION

Children often don't understand the risks involved in giving out too much personal information in a live stream or within their profile. They may also be less protective of personal details during online conversations. One example of this within a live chat could be their background revealing information about where they live or go to school without realising.

IN-APP PURCHASES

By tapping on the dice icon your child can play a game called 'Heads Up!' where one person gives clues to describe someone or something and the other players guess. Three cards are included for free but additional decks cost real money. There's the potential for your child to get carried away playing the game while working up a small fortune.

Top Tips for Parents

SOURCES:

<https://www.thetimes.co.uk/article/houseparty-the-chat-app-thats-taking-over-facebook-mktpm3c1m>
<https://www.wf.org.uk/>
<https://www.houseparty.com>



National Online Safety

#WakeUpWednesday

TURN ON PRIVATE MODE

One additional tip is to use the app settings to turn on 'Private Mode' which automatically locks the room, instead of doing it manually. Parents with questions can always email us at hello@houseparty.com



SAFER CONVERSATIONS

With live streaming being such a popular feature on apps, it is important that you are aware of the dangers associated with it in order to protect your child effectively. Have regular and honest conversations with your child about what apps they are using and how they are using them. It may be a good idea to have your child show you how they use Houseparty and how to navigate through the platform so you are aware of how it works.

CHECK COMMUNICATIONS

Also, it's important to be aware of who is on their friends list and who they are communicating with. Remind your child to not communicate with people they do not know and trust. If they experience something on the app that makes them feel uncomfortable then they should tell a trusted adult immediately. Remind your child that if they get an invite to join a Houseparty room from someone they don't recognise, then they should ignore the request.

'LOCK' ROOMS

In regards to communicating with users on the platform, we advise that your child uses the 'lock' feature to make their conversations private. This means that other users, especially strangers, can't join their conversations.

PROTECT THEIR PRIVACY

Your child may unknowingly give away personal information during a live stream, including their location. Talk to them about what constitutes 'personal information' and make sure they do not disclose anything to anyone during a live stream, even to their friends. Advise them to remove any items in their live stream (school uniform, street name, posters etc.) that could potentially expose their location or personal information. Check your child's privacy settings thoroughly. You have the option to opt out of certain uses and disclosures of personal information, such as turning off the app's location sharing option.

PROTECTING YOUR CHILD'S DIGITAL FOOTPRINT

As the videos are live, it may lead to the misconception that whatever happens in the video will disappear once the live stream ends. All content shared on the app can be recorded or screenshotted and shared to a wider community. It is important that your child knows that what they do now may affect their future opportunities. In addition to this, the video chats can't be reviewed later which means unless a parent or carer is sitting nearby during a call, they won't know what has been said. It's worth bearing in mind that parents can see when their child has last communicated with someone and for how long for under the 'We Time' feature.

REMOVE LINKS TO OTHER APPS

Users can link their account to both Facebook and Snapchat, or can simply share a link to their profile. We advise that you remove these links and remind your child not to publicly share access to their online profiles as there is the potential for strangers to get hold of your child's information or communicate with them.

BE PRESENT

A study conducted by the Internet Watch Foundation (IWF) found that 96% of streams showed a child on their own, often in their bedroom or bathroom. If your child is going to conduct a live stream, ask them if you could be present for it. This will give you a greater understanding of what your child is doing during their live streams and who they are streaming to.

REPORTING AND BLOCKING

If your child faces a problem while using the app they can report direct to the platform by shaking their phone. A prompt will pop up allowing you to report issues immediately by clicking on the 'report now' button. They also have the option to report and block users directly on the user's profile.



Department for Education 
@educationgovuk

Please share with other parents.

If your work is not critical in the response to Coronavirus then please keep your child at home.

[#StayHomeSaveLives](#) [#coronavirus](#)

 gov.uk/coronavirus



HM Government



CORONAVIRUS

**STAY HOME
PROTECT
THE NHS
SAVE LIVES**

Social Distancing Explained

YouTube^{GB} Search



COVID-19 Update 4

CORONAVIRUS

What is Social distancing?

0:02 / 8:10

Coronavirus disease (COVID-19)
Get the latest information from the National Health Service about coronavirus.
NHS

Click on the video above to find out why social distancing is so important.

How to Find Our Instagram Live Streams

**Celebrating
Mass Every
Morning at
10.30am**

1

Download the Instagram app

2

Search 'brentwoodcys'
Which will bring you to our
profile.

3

When we are
live streaming,
this circle
Will look like this



4

While you are watching,
you will be able to use the
text box at the bottom of
the screen to write
messages!



Instagram accounts are
completely free and it's
so easy to sign up!

HOME LEARNING TIPS

Students should be checking Show My Homework and their school Google email accounts daily to complete work that has been set for them. Most work has been set on GoogleClassroom. Below are some reminders and guides for parents.



SHOW MY HOMEWORK



satchel:one
Fast access to Show My Homework

Login [Forgot password?](#)

Staff Parent **Student**

I already have an account
 I don't have an account yet

Need help logging in?

Logging in as a student

Forgot password?
Reset your password using your school email address. Correct any typos or try a different email address you may have used. We are not able to share any login details for security reasons.

Issues with the PIN?
You only need a PIN to log in for the first time. If you have forgotten your details and cannot reset your password, contact the school for a new PIN or ask your parent.

Students & parents can login in - click on the image to the left to access the site

satchel:one

Herbert Account settings
To-do list

Calendar
Gradebook
Notice board
My drive
Support
Logout

Search for homework

To-do list Issued

Filter list by using key words in the search box
Search...

This week

Friday 27 March **Electricity**
Attached are information sheets and revision maps for physics topic 2 - Electricity. Some classes...
Homework for group 10a/Sc3 - Science - Ms S. Anwar

Friday 27 March **Component 2 booklet and exemplar of Distinction work template to use**
Hello yr 10, with the time we have we will be completing your Component 2 - your monologues...
Homework for group 10A/Pe1 - Performing Arts - Mrs D. Henry

Next week

Once logged in students can find their set tasks in the calendar section

Electricity 10a/Sc3

Description Results

Ms S. Anwar set this assignment for group 10a/Sc3 - Science

Set on Fri 20 Mar

Due on Fri 27 Mar

Task description

Attached are information sheets and revision maps for physics topic 2 - Electricity.
Some classes may have completed the end of topic test, for these classes this will be additional revision.
All classes should use the knowledge organiser to complete the revision map and answer the exam questions on the link below. Answers to the exam questions will be provided next week.
<https://EYOOPAG.exampno.net>

Other information

- This homework will take approximately 120 minutes
- Ms S. Anwar would like you to hand in this homework in class

Click on a task to see more detail and teacher instructions

SHOW MY HOMEWORK



Show My Homework is also accessible via our school website



So even if you don't have your login you can access your year group and classes from the overall school homework calendar

satchel:one

Calendar

Log in



Holy Family Catholic School

[View homework calendar](#)

<http://www.holyfamily.waltham.sch.uk>

Select a year

Select a type

Select a subject

Select a teacher

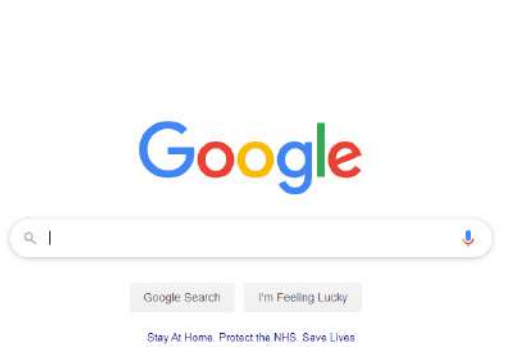
All classes

Remember to check what tasks you have been set regularly to keep up to date with your work.

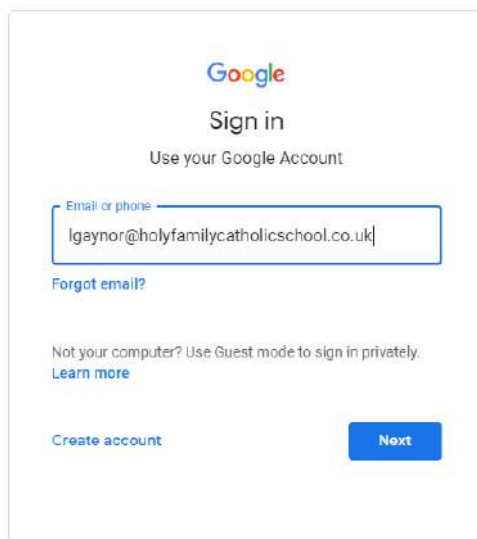
GMAIL




Work for students is set on GoogleClassroom. They can also check their GMail accounts to find notices about work set and communications from teachers.



Go to www.google.co.uk and click the top right hand corner to login



Your user name is your first initial followed by your last name then...
@holyfamilycatholicschool.co.uk




Once logged in click on the squares to navigate between GoogleDrive, GoogleClassroom and Gmail

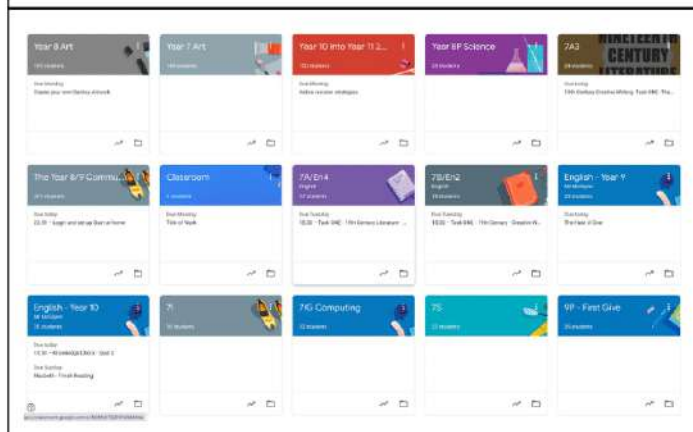
In Gmail you will find your emails and notifications when work has been set on GoogleClassroom.

Mrs Henry (Classroo.	New announcement: "Hello Year 10, I hope you are all well..." - Dear Herbert, Mrs Henry posted a new announcement in HAS/HED - L2 BTEC PERFORMING ...	25 Mar
Louise Cowburn (Cla.	New announcement: "Here are the booklets for all 3..." - Dear Herbert, Louise Cowburn posted a new announcement in Year 10 2019-2020. Here are the boo...	24 Mar
Mr. Skelton	R.E. Textbook - Hello Herbert, this is from Mr. Skelton on behalf of all RE teachers of years 9, 10 and 11. We want you to be able to use all resources which w...	24 Mar
Claire Nordon (Clas.	New announcement: "Daily maths challenge: Using numbers 3..." - Dear Herbert, Claire Nordon posted a new announcement in Year 10 into Year 11 2020. D...	24 Mar
Claire Nordon (Clas.	New announcement: "Song of the day: This will get..." - Dear Herbert, Claire Nordon posted a new announcement in Year 10 into Year 11 2020. Song of the d...	24 Mar
Claire Nordon (Clas.	New announcement: "Tuesday 24 March is the Feast Day of St..." - Dear Herbert, Claire Nordon posted a new announcement in Year 10 into Year 11 2020. Tu...	24 Mar
Mrs Henry (Classroo.	New announcement: "Please complete this work by creating a..." - Dear Herbert, Mrs Henry posted a new announcement in HAS/HED - L2 BTEC PERFORMIN...	24 Mar

GOOGLE CLASSROOM



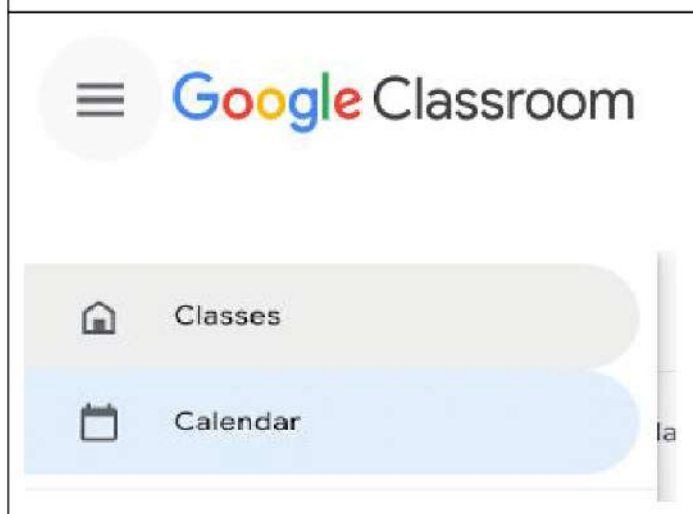
Use the Google App Launcher to navigate to Google Classroom



This is your Google Classroom page. You will be able to see all your classes.

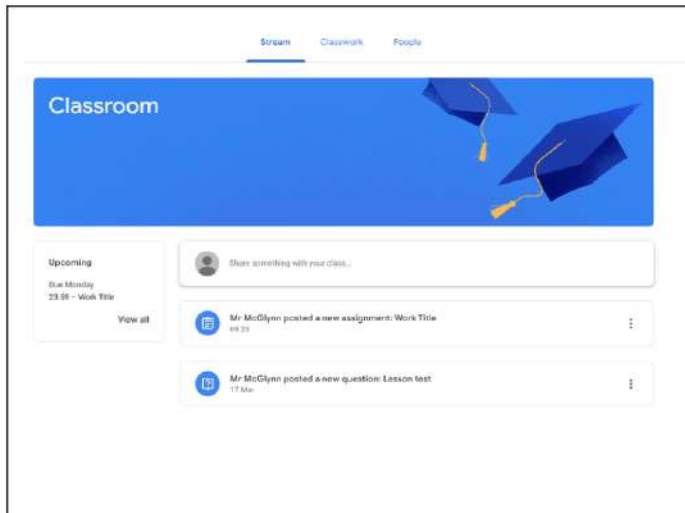
If you see a blue 'JOIN' button, you need to click it to participate in the activities that are set by your teachers.

You will see the most recently due work assigned underneath the coloured header of the classroom.



You can also see all work set and due by click on the three lines in the top left corner, and click on "Calendar". This will allow you to view all work in a calendar format.

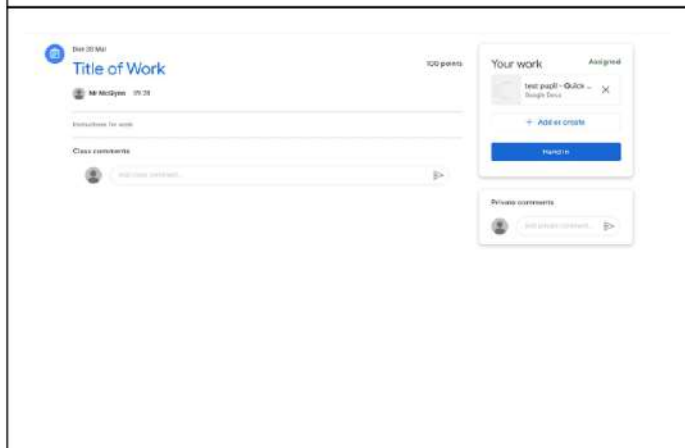
GOOGLE CLASSROOM



This is your main class page.

You will see any posts made by your teachers (and peers if teachers have allowed it). This will include any work set, or any resources that they would like you to look at.

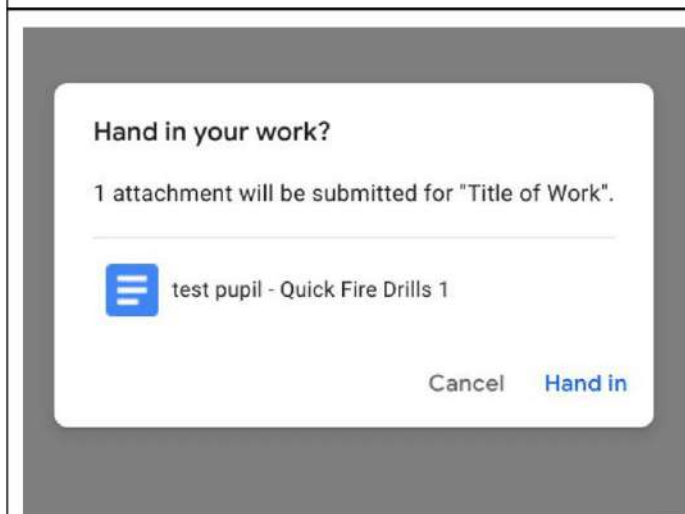
At the top, you will see the classwork tab, this is where you will find all work for that class and how to complete and submit it.



If you click on a piece of work set, you will see this window. It will have everything your teacher has set to help you with the work.

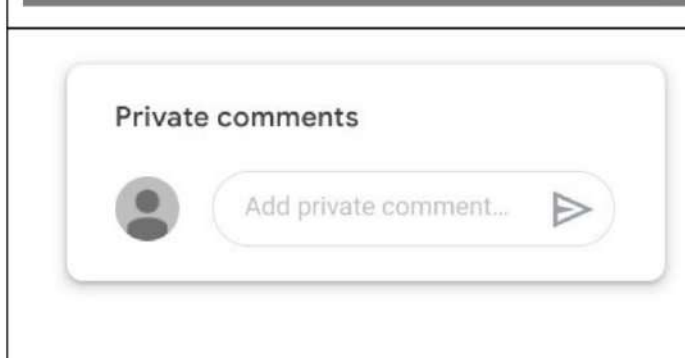
On the right hand side, you will see the work your teacher has set, and if they have given a pre-made resource it will be there for you to work on.

If not, you will have to create a new document and submit it yourself by click on "+Add or Create" and selecting the type of document you want to add/create.



Click on the Blue "Hand in" button to hand your work in digital and send an alert to your teacher via email that you have completed it.

You will be able to "Unsubmit" the work up to the deadline that your teacher has set. Once the deadline has passed you will not be able to edit it or make any changes once it is Handed in until your teacher marks and returns the work to you.

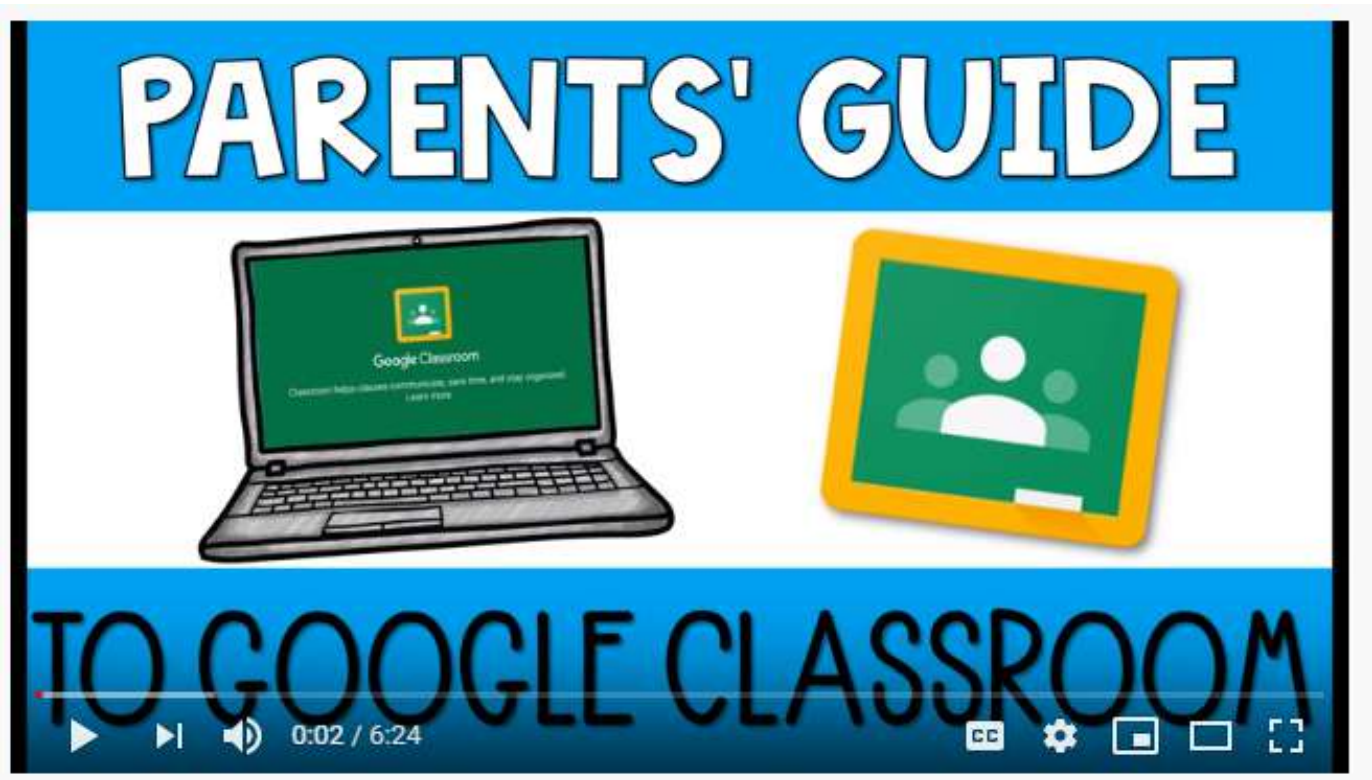


If you want to ask your teacher a question about that specific piece of work you can leave them a Private Comment. This will only appear to the teachers of the Google Classroom and will not appear to any other students.

GOOGLE CLASSROOM



Click on the images below to check out these video guides:



Appreciation Cards

Some students have made appreciation cards for...

- Whipps Cross hospital
- Alliston House care home
- their parents who are key workers
- staff at HFCS



THANK YOU



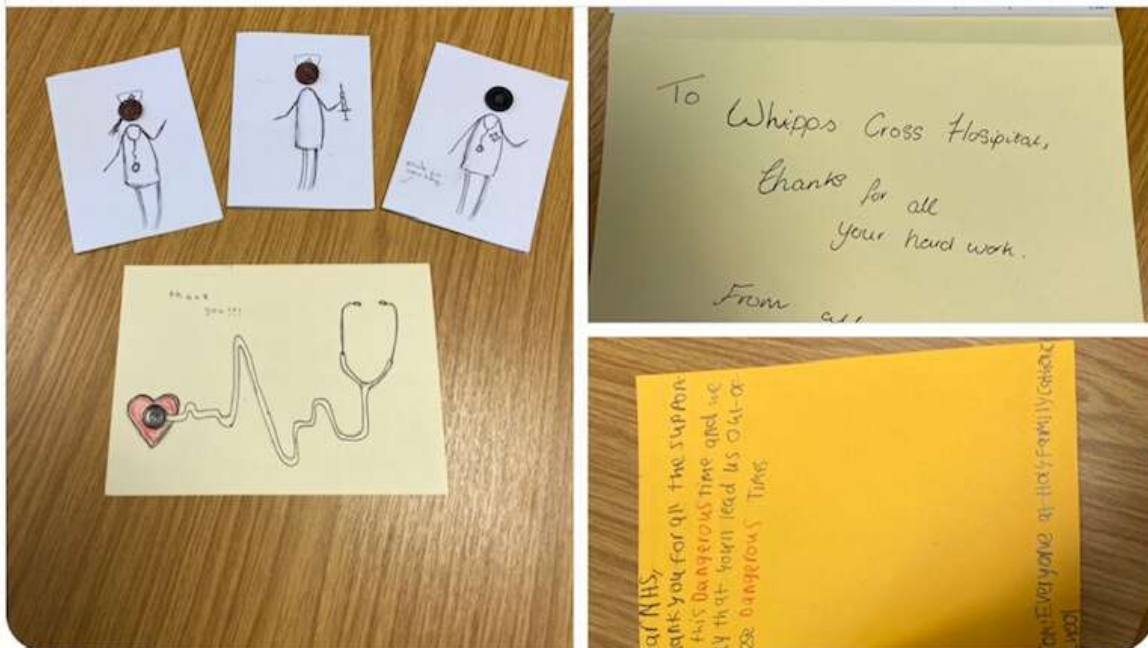
🌻 Karina 🌻
@KarinaOfficial_



So kind and thoughtful
@HFCSWaltham children to send
cards to @WhippsCrossHosp
@AlanGurney6 💙💙💙

 **Alison** @aligaitaylor · 23h

Letters of thanks from a local school brought
to Whipps Cross via a member of the Serco
team - brings a tear to the eye 🥰👍
@WhippsCrossHosp @SercoHealth



Prevent the spread of COVID-19 in 7 STEPS

- 01** Wash your hands frequently
- 02** Avoid touching your eyes, nose and mouth
- 03** Cover your cough using the bend of your elbow or a tissue
- 04** Avoid crowded places and close contact with anyone that has fever or cough
- 05** Stay at home if you feel unwell
- 06** If you have a fever, cough and difficulty breathing, seek medical care early — but call first
- 07** Get information from trusted sources



IN RESPONSE TO CORONAVIRUS - MARCH 2020

**CHECK PARENTMAIL FOR THIS
COMPREHENSIVE GUIDE SENT
HOME TODAY!**

THE PARENTS' GUIDE TO

**COPING WITH
SCHOOL CLOSURES**